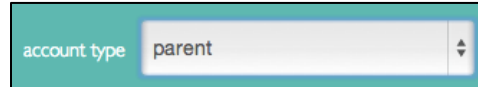


Parent: Getting Started

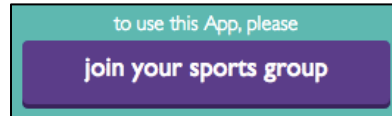
Welcome to Upside! You're opening the sport development portal that will enable your child to fulfill their potential and maximize their enjoyment. Let's get started.

1. Register on www.sportupside.com.

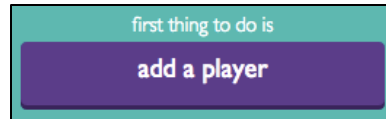
If you have an Apple device, you can download the Sport Upside App. Make sure to confirm your email so we know that you aren't a robot!



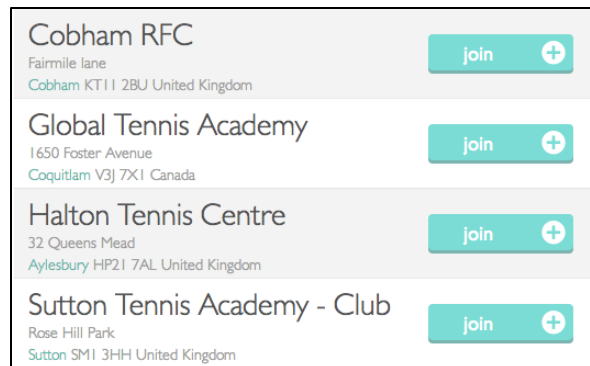
2. You need to **join** your sports group.



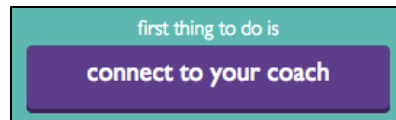
3. Then you **add** your child to your account. You only need to enter their username, first name, surname and date of birth. Please repeat this step if you have more than one child!



4. Almost done. Click on your child's name and then **join** them to their sports group.



5. Now you can access the list of coaches. Please **connect** the player to their coach(es).



Settings

In settings, you can decide if you want to receive message notifications via your email.

That's it! Things only get easier from here. talk_to_us@sportupside.com if you have any questions, suggestions, complaints or compliments.